




# THE 4C'S: CREATIVITY, CRITICAL THINKING, COMMUNICATION AND COLLABORATION IN SCHOOLS

Marina Jurišić



# WHY THE 4C'S?

- Traditional education is knowledge-based
- But nowadays, machines are better than people in memorising and processing knowledge
- **EDUCATION NEEDS TO ADAPT**



# 10,000 HOUR RULE

## BILL GATES



1968



Young Bill joins Computer Club completes his first computer program at age 13



1971

Spends all his free time in the computer center at the University of Washington

1973



Spends his senior year of high school working as a programmer under the guise of "independent study"

1975



Gates drops out of Harvard and launches Microsoft He is way past 10,000 hours



## THE BEATLES



1957



John and Paul meet and form the band The Quarry Men



1960

Play in Hamburg, Germany for four months. They performed for 5 hours every night.

1964



Took four more trips to Hamburg. First burst of success arrives after playing an estimated 1,200 shows

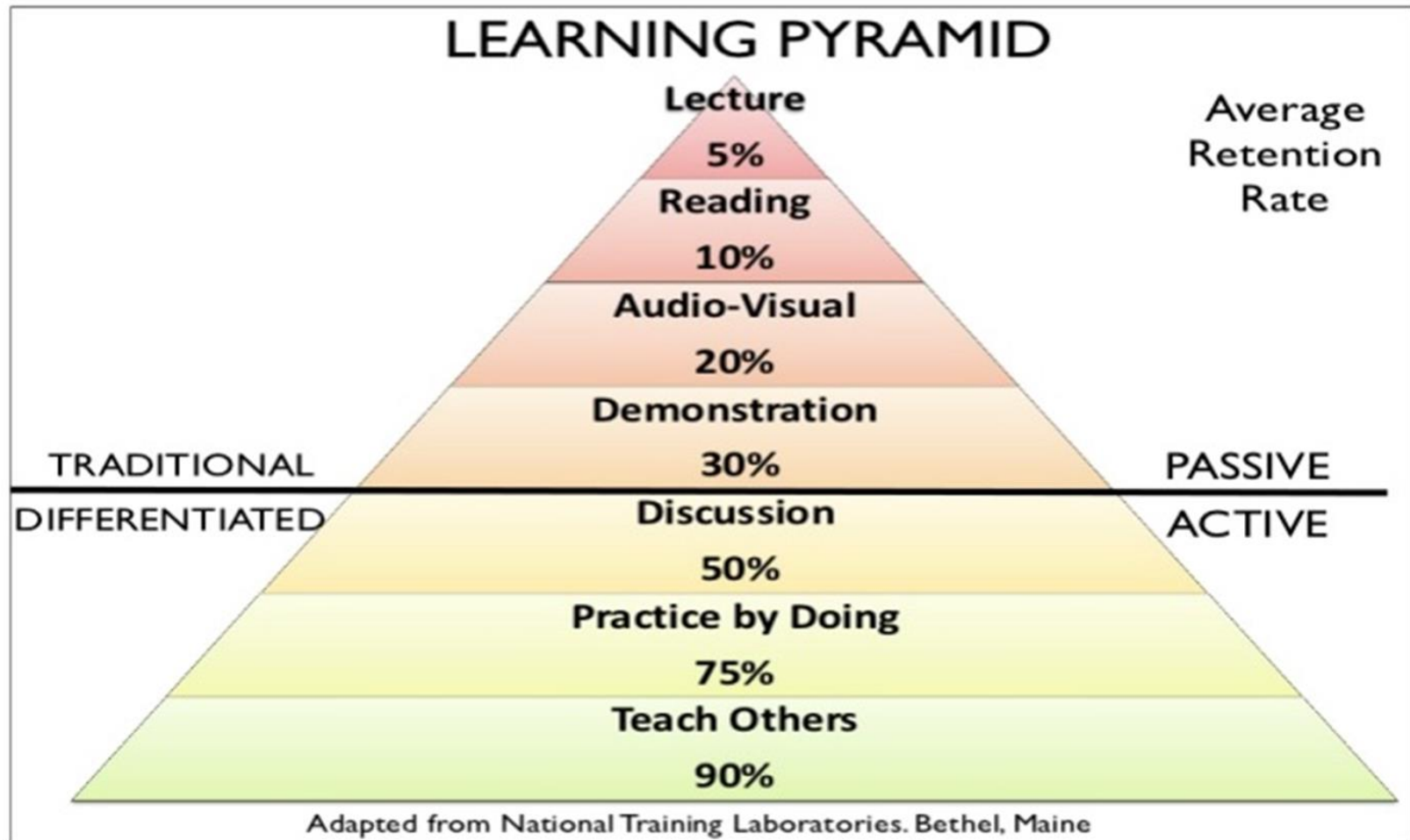
1965



The Beatles arrive in America they have logged over 10,000 hours onstage



# LEARNING STYLES




# CREATIVITY EXERCISE

- Take a piece of paper and a pen
- The question will be revealed on the next slide
- Write down as many answers as you can within one minute



WHAT CAN YOU USE A BRICK FOR?



# 6 HATS MODEL

[HTTPS://WWW.YOUTUBE.COM/WATCH?V= 2JIMLV\\_2AI](https://www.youtube.com/watch?v=2JIMLV_2AI)

**PROCESS**




**Blue Hat - Process**  
Thinking about thinking.  
What thinking is needed?  
Organizing the thinking.  
Planning for action.

**CREATIVITY**



**Green Hat - Creativity**  
Ideas, alternatives, possibilities.  
Provocations - "PO".  
Solutions to black hat problems.

**FACTS**



**White Hat - Facts**  
Information and data.  
Neutral and objective.  
What do I know?  
What do I need to find out?  
How will I get the information I need?

**BENEFITS**



**Yellow Hat - Benefits**  
Positives, plus points.  
Logical reasons are given.  
Why an idea is useful.

**FEELINGS**



**Red Hat - Feelings**  
Intuition, hunches, gut instinct.  
My feelings right now.  
Feelings can change.  
No reasons are given.

**CAUTIONS**



**Black Hat - Cautions**  
Difficulties, weaknesses, dangers.  
Logical reasons are given.  
Spotting the risks.



## EXERCISE A

- Form groups of 3-4, decide who takes notes
- Analyse given slogan with the help of the following hats
- **Red hat** – feelings
- **White hat**: what is the meaning of the word “empowers”?
- **Yellow hat** – positive aspects
- **Black hat** – risks, cautions
- **Green hat** – alter one sentence or both or add a third one to enhance its meaning
- **You cannot learn everything – only learn what empowers you!**





# YOU CANNOT LEARN EVERYTHING – ONLY LEARN WHAT EMPOWERS YOU!

- You cannot learn everything but you should try!
- You cannot learn everything – but learning empowers you!
- You cannot learn everything – learn what empowers you and others for a better society
- You cannot learn everything – at the same time, learning empowers you!



# CRITICAL THINKING & SOCIAL MEDIA



## HOW DO YOU DIFFERENTIATE BETWEEN REAL AND FAKE NEWS? WHAT RULES SHOULD STUDENTS FOLLOW?

- Use common sense
- Check the source (do they have an underlying agenda?)
- Compare to other sources (use 3 different sources, not just internet but also via library)
- Use of terms, grammar, etc
- Discuss in a group – talk with adult
- Is it too good to be true?
- Looking at conspirations theories
- Let them create a fake news
- Watching their feelings – because fake news often play with emotions



# CONSTRUCTIVE FEEDBACK

Austin's butterfly:

<https://www.youtube.com/watch?v=hqh1MRWZjms>

In groups of 3 pick a (real-life) scenario where a student behaved badly/performed poorly. Create a role play situation with

Person A: Student who performed badly

Person B: Giving unconstructive feedback

Person C: Giving constructive feedback

Other participants (need to guess who plays B and who plays C) need to explain why feedback was constructive/unconstructive



# RULES FOR CONSTRUCTIVE FEEDBACK

- Be specific, avoid generalisations (always, ever, etc)
- Be polite
- Start with something positive (Sandwich method: positive, negative, positive)
- Make suggestions how to improve
- Comment on the work, not the person
- Give them opportunity to continue
- Don't include all things that incorrect
- Avoid the word «but», use «and» or «at the same time» instead
- Focus on the progress

